

Applications

Application forms for stallion selections are available from the HSI website and office. For 2018, applicants have two options with regard to veterinary procedures:

Option 1: Applicants can undergo the same veterinary process as in previous years i.e. submitting a pre-selection veterinary form, EVA, EIA, CEM certificates and X-Rays from a veterinary surgeon listed on the 'HSI Radiography Panel' and will undergo the clinical veterinary examination on the day of selection by HSI appointed veterinary surgeons.

Option 2: Applicants can opt to have their stallion undergo the veterinary examination prior to the selection at a HSI Designated clinic (i.e. see ISH application). This option allows applicants to have the stallion prepared for selection with the knowledge that the stallion has met the veterinary requirements in advance of the selection.

Applications for selection must be returned before the closing date and must contain the following:

- Completed and signed application form and accompanying documentation if necessary
- Relevant Selection Fee
- For applicants that chose to undergo the 'Option 1' veterinary process the following documents must be submitted with the application form:
 - 'Pre Selection Veterinary Examination of Stallions' completed in full and signed and stamped on each page by a Veterinary Surgeon
 - EVA, EIA and CEM certificates
 - X-rays taken by a veterinary surgeon listed on the Horse Sport Ireland Radiography Panel as per the specification in the Veterinary Report Form

Late or incomplete entries will not be accepted.

Following the receipt of completed applications HSI will contact stallion owners with the details of the selection and a schedule of events.

Duration of Selections

Selections will be carried out at one venue over a 2 to 3 day period. Overnight stabling may be required and will be available at the selection venue. All bedding, feed and hay must be supplied by the stallion owner.

Check In

All owners must report to a HSI representative upon arrival at the centre in order to check in. At this time, all owners must present the stallion(s) passport and collect bridle numbers and handler numbers for each stallion.

Bridle numbers provided by HSI must be attached to both sides of each stallions bridle at all times when the animal is out of the stable.

Entrants must ensure that they reach the selection site in plenty of time in order to check in and locate stabling for their stallion(s).

Please note stallions that have not been checked in cannot be presented at the first stage of the selection.

Familiarisation with the Jumping Pen

The jumping pen will be available to stallion owners between the hours of 8:00-9:00am each morning to allow their stallion to receive a 5 minute familiarisation period in the jumping pen. The pen will be set up completely except for the jumping poles. Only one handler may enter the jumping pen with the stallion. This will be strictly monitored and will be available on a first come first served basis. This facility must be pre-booked.

Presentation

All stallions are expected to be presented at show standard and must be sufficiently trained and fit to take part in all aspects of the selection. The stallion should be in good condition, be well groomed and have well maintained hooves. Preferably stallions' manes should be plaited, or at least be pulled and neat.



Each stallion must be presented in a correctly fitted bridle.



Irish Sport Horse Studbook Stallion Selections Procedures and Guidelines



Handlers are required to wear dark trousers and a white shirt. Riders are required to wear appropriate competition attire during the ridden stage. Comfortable footwear must be worn in order to present the animal correctly. In cases where an owner has more than one horse on the premises, sufficient handlers must be on site to cater for each animal. All handlers must be dressed appropriately.

Selection Panel

The selection panel will consist of inspectors (including a Chairman) with sufficient knowledge, training and experience to produce a linear profile sheet and a set of overall scores for each stallion from their collective deliberations.

Stage 1 Stallion Selections

There are 5 fundamental elements to the Stage 1 stallion selections which all stallions must complete:

1. Veterinary Examination
2. Conformation Assessment
3. In Hand Gait Assessment on a hard surface and in the indoor arena
4. Free Gait Assessment in jumping pen
5. Free Athleticism/Jumping Assessment in jumping pen

1. Veterinary Examination

On arrival to the veterinary examination the identification of the stallion will be checked by comparing the stallion's markings to the markings on its passport. The stallion will also be scanned to confirm its microchip number.

Measurement (height, bone and girth) will be taken during the veterinary examination and will be considered to be the official measurements of the stallion for classification and studbook purposes.

Stallions that are entered for the HSI Stallion selections are subject to the HSI National Anti Doping and Equine Controlled Medication rules. Blood and urine samples may be taken from your stallion for this purpose. See www.horsesportireland.ie

For Applicants undergoing Option 1 Only:

At the selection stallions will undergo a full five stage veterinary examination by Veterinary Surgeons appointed by Horse Sport Ireland. The examination will consist of the following:

Stage 1. Preliminary examination:

The Preliminary Examination involves overall visual and palpable observations of the animal presented. The heart and lungs are auscultated at rest.

Stage 2. Gait assessment & Trotting up:

This includes co-ordination testing such as tight circling and reversing, trotting on loosened rein both before and after flexion of the individual limbs.

Stage 3. Strenuous exercise:

Lungeing on lead at a working canter to assess wind and heart function. Heart & lungs auscultated on pull-up.

Stage 4: A period of rest:

Recovery and management of stress associated with stage 3 can facilitate eye examination as pupillary dilation has occurred during exercise. Final heart auscultation.

Stage 5. The second trot and foot examination: Assessing maintenance of soundness as follow-on from the previous stages.

Note: Stages 3-5 of the veterinary examination will take place after the free/under saddle athleticism assessment.

For Applicants undergoing Option 2 Only:

Stallions will undergo a soundness trot-up. Any stallion presented with an obvious veterinary condition may be subject to further examination by HSI appointed veterinary surgeons on the day of selection.

2. Conformation Assessment

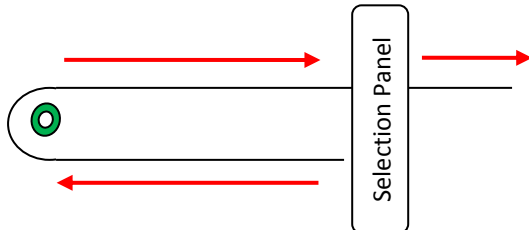
Handlers must present stallions to the inspectors in the indoor arena for their conformation assessment using linear scoring. Stallions must be able to stand correctly and quietly in order for the inspectors to make their assessment. No boots or leg wraps of any description are permitted at this stage of selection.

The linear score sheet for Irish Sport Horse selections contains 37 characteristics, covering conformation, movement and athleticism traits (see attached 'Sample Linear Scoring Sheet').

3. In Hand Gait Assessment on a Hard Surface and in the Indoor Arena

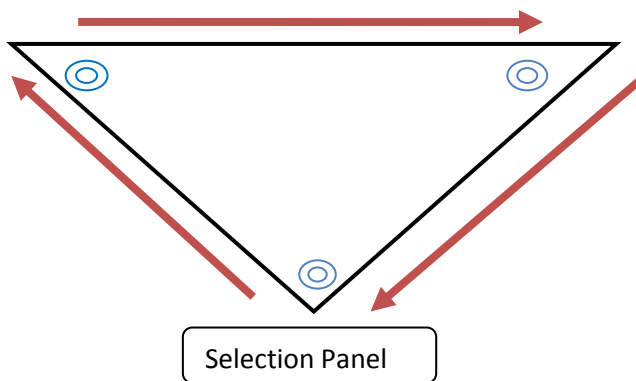
The stallion will be required to stand for a visual selection on a hard surface. When requested, the handler will walk the horse away from the selection panel, around the

marker (as shown below) and return to the panel. The handler will then repeat the process in trot, however, in trot the stallion should continue to trot past the selection panel.



In the indoor arena stallions will be required to stand for a visual selection. When requested the handler will move the stallion in walk and then in trot in a triangle as shown. The animal must then be stood up in front of the judges with the right side facing the inspectors so they can complete the visual assessment without having to walk around the stallion.

The handler must always lead from the left side of the horse. Over use of the whip is not permitted, the animal should be trained to show correctly.



4. Free Gait Assessment in Jumping Pen

Handlers must lead the stallion in walk in a figure of eight around the two diamond shaped markers in the indoor arena. The handlers must then safely release the stallion and stand in one of the diamond shaped markers.

A trained arena crew will be on hand to direct the stallion through its free gait, athleticism and jumping assessment. Stallions will be shown loose on both reins in trot and canter.

Stallions that are being assessed by means of a loose jumping demonstration will be guided down the lane by

the arena crew for the free athleticism/jumping assessment following the free gait assessment. All owners/handlers are given the option of catching and releasing their stallion between each jumping effort during the loose jumping element of the inspection.

Stallions that are being assessed under saddle will leave the jumping pen once the stallion's free gaits have been assessed.



5. a) Free Athleticism/Jumping Assessment in Jumping Pen

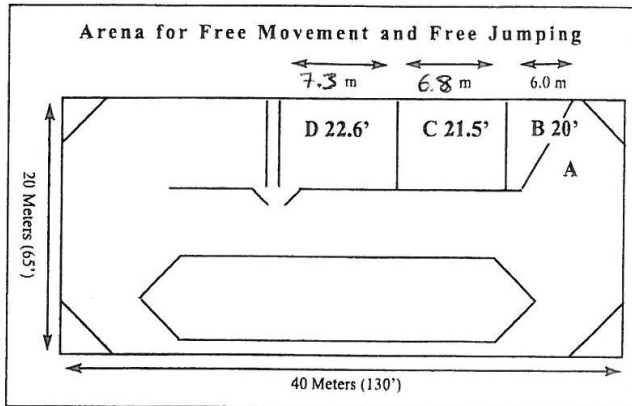
Stallions will be required to jump through the jumping lane at least six times. The selection panel may use their discretion as to the number of attempts they wish to assess each horse over the obstacles and the height of the fences; however the maximum height of the fence for 3 year olds will be 1.20m. **ALL** stallions may be led and released in the jumping lane by the stallion handler.

If in the opinion of the selection panel a horse is jumping in an unnatural manner, the selection panel reserves the right to award zero points for their assessment of the stallion's athleticism/jumping ability.



Note: Stallions are permitted to wear front tendon boots for the free gait assessment or the free athleticism/jumping assessment. If, in the opinion of the selection panel, the movement of the horse is affected in

any way, the selection panel reserve the right to request the removal of the front boots. The use of boots/bandages on the hind legs is not permitted.



6. b) Athleticism Assessment under saddle

The owners of stallions that are 4 years or older that have selected to do this element under saddle on their application form will have their stallion's athleticism assessed by jumping the stallion over an age appropriate jumping test.

Note: The elements of the selection may not necessarily be carried out in the same order as they are outlined above.

Horse Sport Ireland reserves the right to terminate any selection for health and safety reasons.

Photographs

Photographs of each stallion will be taken during the selection process by a photographer appointed by HSI. These photographs will be published in Irish Sport Horse/HSI publications. Stallions that are not photographed at the selection may be deemed not to have completed the selection process and HSI reserves the right not to classify these stallions.

Video footage of the selection may also be recorded and used by Horse Sport Ireland.

Results of the Selection

The provisional results of the selection will be announced publicly on the day of selection along with a brief synopsis explaining the decision of the selection panel. The final results will be posted to the stallion owner following the selection and will be made available for public access on the Horse Sport Ireland website and may be published in subsequent Horse Sport Ireland publications.

Stage 2 Stallion Selections

Stage 2 stallion selections will take place in conjunction with Stage 1 selections. Sport Horse stallions **must** be a minimum of 4 years of age and have met the Stage 1 requirements before they can be presented for Stage 2 selections and stallion owners/agents must indicate on the application form that they wish to have the stallion inspected for Stage 2.

Ridden Gait and Athleticism Assessment

Stallions will be ridden in the indoor arena and their gaits will be assessed under saddle.

The stallion will then proceed to be assessed jumping under saddle over a course of 6 to 8 fences, including 2 doubles for stallions that are 5 years old and over. A prescribed test for 4 year olds will be available in advance of the selection. Stallions will be jumped over the course of fences by their own rider first and then by a test rider appointed by Horse Sport Ireland. The height of the fences will be determined by the selection panel and will be age appropriate.

